

Operating instructions

Cleaning kit 3 LogoTowel



Copyright Logopak Systeme GmbH & Co. KG. All rights reserved.

Status May 2015

RK

Logopak Systeme GmbH & Co. KG
Dorfstraße 40, 24628 Hartenholm
Register-Gericht Kiel **HRA 7166 KI**
Persönlich haftende Gesellschafterin:
Logopak Systeme Verwaltungs GmbH
Dorfstr. 40, Hartenholm, HRB12273 Ki
Geschäftsführer: Dietrich Barsch, Harald Herrmann
USt-Ident-Nr. / VAT No.: DE 815217137


Logopak West, Düsseldorf (DE)
Logopak Süd, Auenwald (DE)
Logopak S.A., Wissous, Paris (FR)
Logopak International Ltd., York (UK)
Logopak B.V., RK Lijnden (NL)
Logopak Systems AB, Göteborg (SE)
Logopak Corporation, Keene, NH (US)
Logopak East Sp. z o.o. Warschau (PL)

Deutsche Bank AG, Hamburg
BIC: DEUTDEHH
IBAN: DE66 2007 0000 0052 4538 00
BLZ: 200 700 00 KTO: 0 524 538
Commerzbank Bad Bramstedt
BIC: COBADEFFXXX
IBAN: DE15 2124 1540 0881 4824 00
BLZ: 212 415 40 KTO: 881 482 400



Cleaning kit 3 LogoTowel, complete

Item	Quantity	Description	Item No.
-	1	Complete cleaning kit 3 in case, consisting of:	15015319
1	3	LogoTowel packs	15007328
2	1	Plastic case	10016664
3	3	Cleaning spatula, 100 mm	10016566
4	1	Set of 5 cleaning cloths	10027190
5	5	Cleaning Stick, wood, 12 mm	10001140
6	1	Cleaning brush ½"	10017114
7	4	Gloves	10016666
8	1	Safety data sheet: LogoTowel	-----
9	1	Operating instructions	-----





11 LogoTowel

Description: Cleaning towels with universal cleaner 15007328

Contents: 3x packs, each containing 5 towels

Use: For cleaning the print head of the print engine.
For removing label residue on reversing or drive shafts.
For general cleaning of labelling systems and other system components.
For removing all kinds of label residue from all labeller components, the conveyor equipment or the floor.

Handling: Use according to information on the pack.
Can be used in conjunction with the cleaning spatula and cleaning sticks (see attached on LogoTowel documentation).



Wear the enclosed gloves, and observe the directives in the safety data sheet.





Operating instructions: Cleaning kit

2 Plastic case

Description: Plastic case

10016664 (315-01642-0000)

Use: For storing the cleaning kit.





3 Cleaning spatula

Description: Cleaning spatula, 100 mm 10016566 (315-00220-0000)

Contents: 3x Cleaning spatulas

Use: For cleaning the print head of the print engine. - Helps to remove label residue or heavy soiling from the print head.


For large print engines (print heads) use 2 cleaning spatulas side by side.

- Handling:
- Use the cleaning spatulas with LogoTowel.
 - Lift the print head and place the spatula in the print engine with the felt side facing upwards as shown in the figure (the design of the print engine differs depending on the type of system, but the application is basically always the same).
 - Close the print engine (print head) so that the spatula is clamped.
 - Allow a few minutes for the cleaning fluid to work.
 - Lift the print head and remove the spatula.
 - Clean with a cleaning stick as described under point 5, repeating the process if necessary.



Cleaning can also be carried out in the installed condition in exceptional cases.

Switch off the system and remove the label material when doing this.





4 Cleaning cloth

Description: Cleaning cloth, white, fine felt, lint-free 10027190 (650-00391-0000)

Contents: 1 set of 5 cleaning cloths

Use: For general cleaning of labelling systems and other system components.





5 Cleaning sticks

Description: Cleaning sticks, wood, 12 mm 10001140 (210-00540-0000)


Contents: 5x Cleaning sticks

Use: For cleaning the print head in the print engine

- Handling:
- Lift the print head
 - Use the leather facing of the cleaning stick with LogoTowel.
 - Stroke the cleaning stick over the print head **1** in the specified direction  until the soiling has been removed.
 - Use a little pressure  on the print head.



Cleaning can also be carried out in the installed condition.
When doing so, switch off the system and remove the label material!





6 Cleaning brush

Description: Cleaning brush, ½" 10017114 (317-00000-0000)

Contents: 1x Cleaning brush

Use: For general cleaning of labelling systems and other system components.





7 Gloves

Description: Gloves 10016666 (315-01641-0000)
Material: Nitrile, with rolled cuff;
extremely tear-proof, non-powdered and non-allergenic

Contents: 4x Gloves

Note: For protecting the skin from chemical splashes and cleaning agents.

