

# Operating instructions

## Cleaning kit 2

### LogoClean plastic



Copyright Logopak Systeme GmbH & Co. KG. All rights reserved.

Status May 2015

RK

**Logopak Systeme GmbH & Co. KG**  
Dorfstraße 40, 24628 Hartenholm  
Register-Gericht Kiel **HRA 7166 KI**  
Persönlich haftende Gesellschafterin:  
Logopak Systeme Verwaltungs GmbH  
Dorfstr. 40, Hartenholm, HRB12273 Ki  
Geschäftsführer: Dietrich Barsch, Harald Herrmann  
**USt-Ident-Nr. / VAT No.: DE 815217137**

Logopak West, Düsseldorf (DE)  
Logopak Süd, Auenwald (DE)  
Logopak S.A., Wissous, Paris (FR)  
Logopak International Ltd., York (UK)  
Logopak B.V., RK Lijnden (NL)  
Logopak Systems AB, Göteborg (SE)  
Logopak Corporation, Keene, NH (US)  
Logopak East Sp. z o.o. Warschau (PL)

**Deutsche Bank AG, Hamburg**  
BIC: DEUTDE33  
IBAN: DE66 2007 0000 0052 4538 00  
BLZ: 200 700 00 KTO: 0 524 538  
**Commerzbank Bad Bramstedt**  
BIC: COBADE33XXX  
IBAN: DE15 2124 1540 0881 4824 00  
BLZ: 212 415 40 KTO: 881 482 400

## Cleaning kit 2 LogoClean plastic, complete

Item	Quantity	Description	Item No.
-	1	<b>Complete cleaning kit 2 in case, consisting of:</b>	<b>1501 6831</b>
1	1	LogoClean, pump spray, 300 ml	1001 6659
2	1	LogoCare, pump spray, 50 ml	1001 6660
3	3	Cleaning spatula, 100 mm	1001 6566
4	1	Set of 5 cleaning cloths	1002 7190
5	5	Cleaning sticks, plastics, w =12 mm / ½", set of 5	1000 1142
6	1	Cleaning brush ½"	1001 7114
7	4	Gloves	1001 6666
8	1	Plastic case	1001 6664
9	2	Safety data sheets: LogoClean, LogoCare	-----
10	1	Operating instructions	-----



Copyright Logopak Systeme GmbH & Co. KG. All rights reserved.



# 1 LogoClean

---

Description: Universal cleaner 1001 6659 (315-01637-0000)

Contents: 1x Pump spray, 300 ml

Use: For cleaning the print head of the print engine.  
For removing label residue on reversing or drive shafts.  
For general cleaning of labelling systems and other system components.  
For removing all kinds of label residue from all labeller components, the conveyor equipment or the floor.

Handling: Use according to information on the bottle.  
Can be used in conjunction with the cleaning spatula, cleaning cloth and cleaning sticks.



Wear the enclosed gloves, and observe the directives in the safety data sheets.





## 2 LogoCare

---

Description: Maintenance oil 1001 6660 (315-01638-0000)

Contents: 1x Pump spray, 50 ml

Use: For filling the oiler on the linear rails or for cleaning the rails directly.

Handling: Use according to information on the bottle.



Do not use for oiling the piston rods of cylinders!  
The oil may attack and possibly destroy the seals.

Please follow the guidelines in the safety data sheet when using.





### 3 Cleaning spatula

---

Description: Cleaning spatula, 100 mm 1001 6566 (315-00220-0000)

Contents: 3x Cleaning spatulas

Use: For cleaning the print head of the print engine. - Helps to remove label residue or heavy soiling from the print head.


For large print engines (print heads) use 2 cleaning spatulas side by side.

- Handling:
- Moisten the cleaning spatulas with LogoClean.
  - Lift the print head and place the spatula in the print engine with the felt side facing upwards as shown in the figure (the design of the print engine differs depending on the type of system, but the application is basically always the same).
  - Close the print engine (print head) so that the spatula is clamped.
  - Allow a few minutes for the cleaning fluid to work.
  - Lift the print head and remove the spatula.
  - Clean with a cleaning stick as described under point 5, repeating the process if necessary.



Cleaning can also be carried out in the installed condition in exceptional cases.

Switch off the system and remove the label material when doing this.





## 4 Cleaning cloth

---

- Description: Cleaning cloth, white, fine felt, lint-free 1002 7190 (650-00391-0000)
- Contents: 1 set of 5 cleaning cloths
- Use: For general cleaning of labelling systems and other system components.
- Handling: Moisten the cleaning cloth with LogoClean if necessary.







## 5 Cleaning sticks

Description: Cleaning sticks, plastics, w =12 mm / ½" 1000 1142 (210-00540-0100)


Contents: 5x Cleaning sticks

Use: For cleaning the print head in the print engine

- Handling:
- Lift the print head
  - Moisten the leather facing of the cleaning stick with LogoClean.
  - Stroke the cleaning stick over the print head **1** in the specified direction  until the soiling has been removed.
  - Use a little pressure  on the print head.



Cleaning can also be carried out in the installed condition.  
When doing so, switch off the system and remove the label material!





## 6 Cleaning brush

---

Description: Cleaning brush, 12 mm / ½"

1001 7114 (317-00000-0000)

Contents: 1x Cleaning brush

Use: For general cleaning of labelling systems and other system components.







## 7 Gloves

---

Description: Gloves 1001 6666 (315-01641-0000)  
Material: Nitrile, with rolled cuff;  
extremely tear-proof, non-powdered and non-allergenic

Contents: 4x Gloves

Note: For protecting the skin from chemical splashes and cleaning agents.





## 8 Plastic case

---

Description: Plastic case

1001 6664 (315-01642-0000)

Use: For storing the cleaning kit.

